




Classical

cast iron rainwater & gutter systems

Timesaver Heritage

cast iron soil pipe and fittings

Heritage



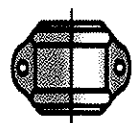
A range of double spigoted soil pipes and fittings to BS416 part 2, Connected using push-fit couplings giving the traditional socket and spigot appearance of yesteryear to suits most external soil stacks popular on listed buildings and pre-1960's properties. Supplied in a black water based primer coat for on-site over painting.

[Read more on the benefits and features of Heritage](#)

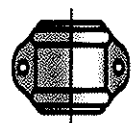
50MM/2" Range

75MM/3" Range

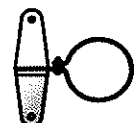
100MM/4" Range



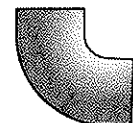
GT05E
Couplings



GT05S
Couplings



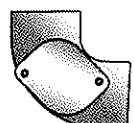
Bracket to suit
GT05 Eared



GT02 Bends



GT03 Bends
SR Door Back




GT04 Bends
SR Door Side




GT02L Bends
LR plain



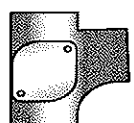
GT03L Bends
LR door back



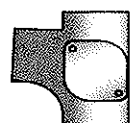
GT06 Branches



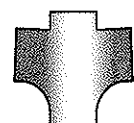
GT07 Branch
single door
back




GT08 Branch
single door
right



GT09 Branch
single door left



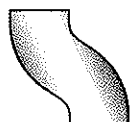
GT10 Branch
double plain



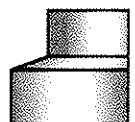
GT11 Branch
double with
access



GT14 Access
Pipe



GT24 Proj
Offset




GT28 Taper
Pipe



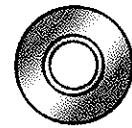
GT34 P Trap



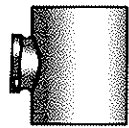
GT37 P Trap
with access



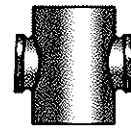
GT70 Blank
End



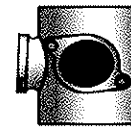
**GT71 Blank
End push-fit**



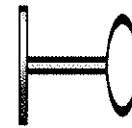
**GT106 Boss
Pipe single**



**GT109 Boss
Pipe double
opposed**



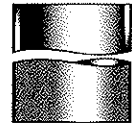
**GT115 Boss
Pipe double
@90**



**Bracked
extended arm**




**Cast Iron wall
spacer plate**



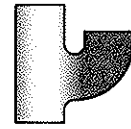
GT00 Pipes



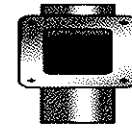
**GT05P
Couplings**



**SUPPORT
BRACKET**



**GT 32 Branch
Parallel**



**GT15 Rect
Access Pipe**

Call us for assistance on: **01952 262500**

© Classical Rainwater. All rights reserved.